



FURNS
STREET FURNITURE

LANDSCAPING OUR FUTURE

ALUMINUM PLANTERS



Product description

Aluminum planters are made of 3mm thick Aluminum, although they can also be produced in 4-5mm. Aluminum is light, strong, durable and resistant to corrosion. The upper edge is reversed twice, which gives them a strong and timeless appearance. As standard these planters are equipped with 15mm high feet, so the planter is raised slightly off the ground and the water can leave through the drainage holes that these planters have.

Once constructed the planters get the following treatments:

1. Roughing of the material for a proper bonding
2. Powder coated with a strong adhesive primer
3. Finished with a scratch resistant coloured coating

SPECIFICATIONS

General information

Our planters consist out of:

- Double folded top edge
- 15 or 90 mm high feet
- Material thickness: 3 mm
- Drainage holes: 27mm diameter
- Reinforcements against deformation
- 5 year warranty (descending)

Options

- Watertight
- Anchoring eyes
- Open bottom
- Welded overflow pipe
- Wheels (not all models)
- Tree care (pag. 3)
- Infinity system (page 4)
- Custom made

Colours

Stock colours RAL 7021, RAL 9016.

Our planters are available in almost any RAL colour (start-up costs apply).

IMPORTANT

Points of attention

- All packaging materials must immediately be removed from the products.
- Drilling / grinding in the material is not permitted.
- Watertight planters are not suitable for pond application.
- As standard planters are not watertight.
- Our planters are not suitable to be moved once filled.

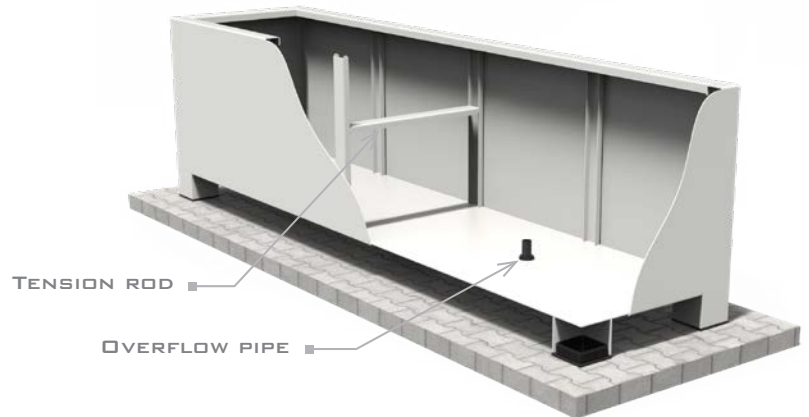
Maintenance

- Clean at least once a year. Rinse the planter with clean tap water to remove dirt (Do not use a high-pressure cleaner!) Spray the ADEZZ BIO cleaner/protector on the outside of the planter (100% biodegradable). This ensures all dirt is drawn out of the pores. Rinse with clean tap water again. After this apply the ADEZZ BIO cleaner/protector again on the planter to protect your planters against dirt.
- **Note!** Do not use a high-pressure cleaner or abrasive sponge.
- Adezz maintenance products are available (page 6).

PLACEMENT

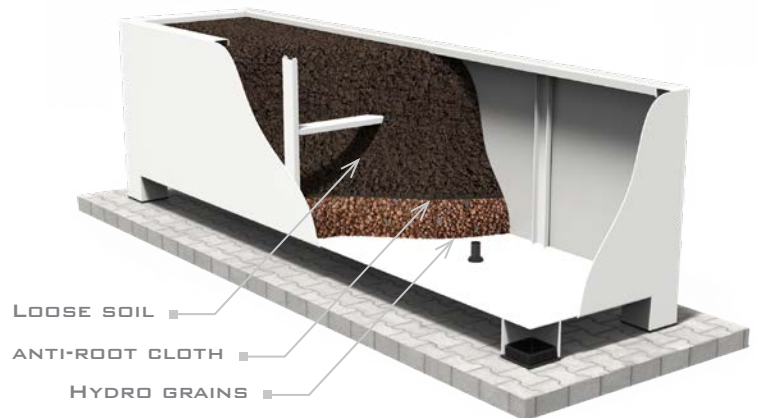
PLACEMENT

1. Provide a flat, solid surface. If not done carefully, it can create tension in the product which can result in damage to the product.
2. If desired, place overflow pipes in the designated place in the bottom of the planter to create a water reservoir. The number of overflow pipes to be used depends on the number of drainage holes, view the drawings on our website for the correct number.
3. Tension rods in planters are essential for the construction and dimensional stability of the planter. A tension rod must never be removed!
4. Always provide sufficient breathing space (minimum 1 cm) around the planters to prevent moisture trapping.



PLANTING ADVICE

5. Fill the planter with a layer of hydro grains about 10cm high. Place a moisture-permeable anti-root cloth over the hydro grains.
- Note!** Raise the cloth at the edges at least 10 cm for an ideal effect.
6. Cover the anti-root cloth with a layer of airy soil mixture adapted to the planting to be applied.
- Note!** The soil in the planter should never be tamped down, this can cause damage to the planter.



INSTALL WHEELS

1. Wheels are supplied separately with the planter. Assembly is very easy, see image on the right.
2. Insert the bolt with washer on the inside of the planter through the hole in the square plate.
3. Slide the wheels over the bolts and then tighten them with the supplied nuts.




TREE CARE

TREE CARE SYSTEM

To optimally meet trees' needs, we can equip our planters with the Tree Care System. The planter is 100% waterproof, equipped with stem anchoring eyes and an overflow system for a water buffer.

Options

- Filler pipe (closeable)



Standard planter

Tree Care planter




INFINITY SYSTEM

INFINITY SYSTEM

Thanks to the infinity system, it is possible to create an "infinitely" long planter (delivered in sections). The system can be used for both curved and straight shapes. All supplies for connecting the planters are included.

BLINDLY CONNECTED
Simple bolt and nut construction makes mounting easy.



ALUMINUM PLANTERS

MODELS

For a complete overview of all our products and specifications, please visit www.furns.com.



FLORIDA



SYDNEY



CAIRO



FLORIDA WITH FEET



SYDNEY WITH FEET



CAIRO WITH FEET



ELLIPSE

OPTIONS



CUSTOM MADE



INFINITY SYSTEM



WHEELS



OPEN BOTTOM

ACCESSORIES

ACCESSORIES

All our accessories meet the highest standards and are a highly suitable addition to our products. Visit www.furns.com for a complete overview of our accessories.



CLEANER & PROTECTOR

We recommend cleaning our products at least twice a year. For optimal results, use the ADEZZ BIO Cleaner & Protector. Always read the descriptions on the packaging carefully before use.



DESCALER

We recommend the use of ADEZZ BIO Descaler + to remove limescale from your products. Always read the directions on the packaging carefully before use.



WHEELS

Wheels are an option on many of our products. Check www.adezz.com for the options per product (Total load capacity 450kg).



OVERFLOW PIPE

Overflow pipes provide a water buffer at the bottom of the planter and fit into the standard drainage holes, making them easy to install.